

Canvas™
Casegoods



Indiana®
FURNITURE

Impressive Flexibility.

Incredibly good looking and exceptionally durable, Canvas supports a wide variety of applications, budgets and styles. With extensive configuration options in a generous choice of materials, finishes and pulls, it suits every dimension of corporate need, from open desk environments to executive suites that combine private offices, intimate meeting areas and lounge spaces.

Canvas (cover): Studio Teak (TK) with White Zebline (WZ) textured tops. Square Edge (Y). Aluminum Elite (AEL) pulls. Tackboard in CF Stinson Alignment, Wildcard.

Canvas (left): Columbian Walnut (CO). Square Edge (Y). Aluminum Elite (AEL) pulls. Tackboard in CF Stinson Revolution, Aquamarine. **Task Seating:** Clutch Swivel in Ultraleather Pro, White Wash. **Guest Seating:** Felix guest chairs in CF Stinson Posh, Spice. **Lounge Seating:** Bliss Lounge in CF Stinson Swivel, Clove.



Choose from several modesty panel styles with opaque and solid options.



Modular Beauty.

The light scaling, clean horizontal planes and consistent dimensions of Canvas components create comfortable, appealing atmospheres. Hutch units have standard and sliding door options in metallic-framed frosted acrylic, laminate-framed frosted acrylic or solid laminate.

Canvas: Takase Teak (TS) textured laminate. Square Edge (Y). Aluminum Beam (ABM) pulls. Tackboard in Maharam Eden, Lagoon.
Seating: Joy Swivel in CF Stinson Gravity, Tide.



Choose from three styles of aluminum legs, available in five powder-coated colors: A rectangular O leg (from left), a curvier U leg or an open-bottomed H leg, which has an optional accent panel insert.




Adaptable Comfort.

Ergonomic and beautifully incorporated sit-to-stand desk options can be installed on select desks, bridges, returns and credenzas. Textured laminate tops and standard laminate chassis can be specified in contrasting colors to achieve a heightened design aesthetic.

Canvas: Studio Teak (TK) with White Zebrine (WZ) textured tops. Square Edge (Y). Aluminum Elite (AEL) pulls. Tackboard in CF Stinson Alignment, Wildcard. **Task Seating:** Clutch Swivel in Ultraleather Pro, White Wash. **Lounge Seating:** Bliss Lounge in CF Stinson Swivel, Clove.



Sit-to-stand desks are adjustable up to 42" high. Simple, easy-to-use control mechanisms feature a safety stop 2" above the chassis before closing.



Sit-to-stand task surface lowers flush with desk top. Chords reside in either a box or a vertebrae channel, based on the data port management style chosen.

Expansive Thinking.

Quickly transform private offices to collaborative spaces with the Secret Table, which resembles a simple table when closed. A built-in leaf extends smoothly, sliding easily into place for conferencing. Easy to move Triple Play stools invite collaboration at counter height, desk height, or occasional table height. Modular components can be oriented right or left.

The Secret Table is available in free-standing, peninsula or benching applications.

Canvas: New Age Oak (OK) with Designer White (WH). Square Edge (Y). Aluminum Arc (AAC) pulls. Tackboard in CF Stinson Chakra, Orange. **Task Seating:** Clutch Swivel in Ultraleather Pro, White Wash. **Lounge Seating:** Triple Play in CF Stinson Gravity, Flame with accent in CF Stinson Gravity, Tide. **Lighting:** Floor lamp from our Accessories Line.



The slide-out Secret Table with a built-in leaf expands the possibilities for conferencing and multiple tasks. Available in free-standing, peninsula or benching applications.



Open-minded Style.

Canvas open-plan desk systems seamlessly accommodate multiple work styles. Easily re-arrange pneumatic lift desks and modular storage units. Mobile pedestals with cushions invite impromptu seating. Frameless acrylic privacy panels can be installed above desk as privacy panels or below the desk as modesty panels.

Canvas: Sugar Maple (SM). Square Edge (Y). Aluminum Beam (ABM) and Aluminum Quadra (AQD) pulls. Mobile Pedestal Cushions in CF Stinson Alignment, Wildcard. **Seating:** Joy Swivel in CF Stinson Gravity, Tide.



Built-in data ports on desktops provide USB and power support to keep laptops and smartphones charged.

Inspired Choices.

A curved cockpit-style desk, available with optional modesty panels, provides added comfort. Canvas offers seven pull options in black or aluminum; 17 standard laminate colors, with 10 also available in high-pressure laminate; and 8 textured laminate colors.

Canvas: Williamsburg Cherry (WC). Square Edge (Y). Aluminum Elite (AEL) pulls. Tackboard in CF Stinson Revolution, Aquamarine. **Seating:** Clutch Swivel in Ultraleather Pro, White Wash




Coordinated Niche Conferencing tables have high-pressured laminate tops and matching edge details (Double Kerf, Duo, Flute or Square), with several base styles.

Niche Conference: Williamsburg Cherry (WC). Fluted Edge (X). **Seating:** Joy Swivel in CF Stinson Gravity, Tide.

Laminate Options


STANDARD TFL (T) OR HPL (P) TOPS - MUST SPECIFY



Available in High Pressure Laminate Tops. (P)

* Not available on laminate framed modesty panels or doors.

TEXTURED TFL - MUST SPECIFY (TXT)



Textured options are available with "H" square edge only.

Aliso and Ontano are only available up to 96".


Multi-color units that include textured TFL will be priced as the TXT list price.

* Not available on laminate framed modesty panels or doors.


METAL FRAME OPTIONS



Edge Options



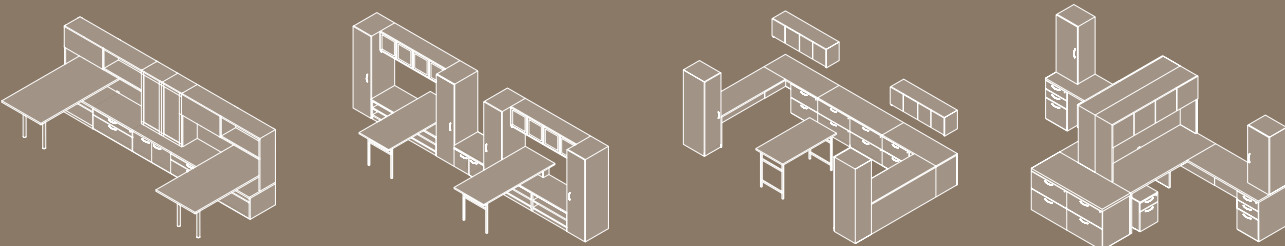
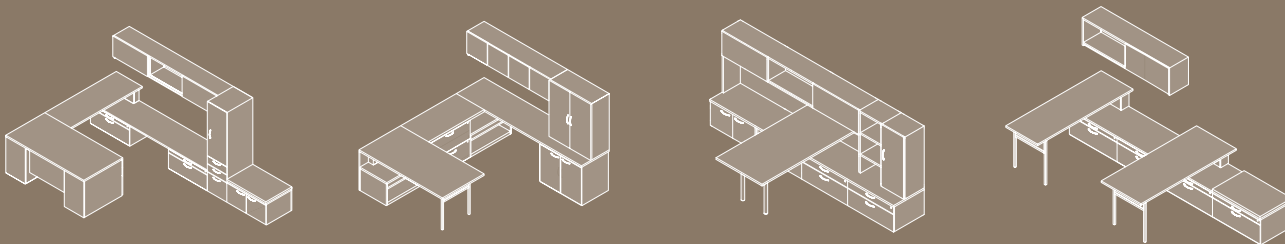
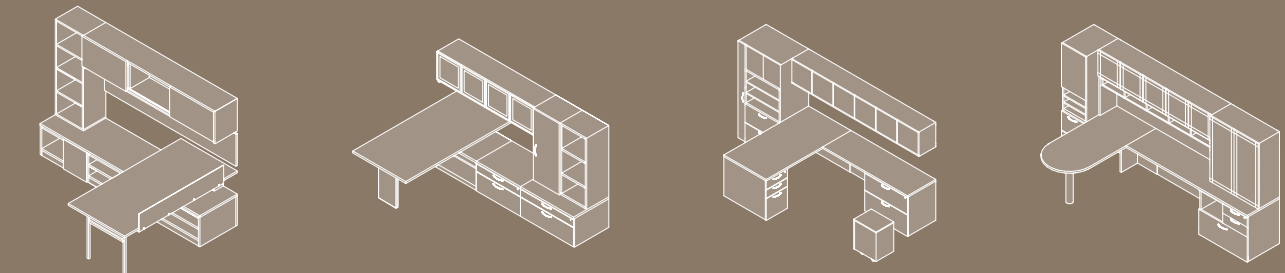
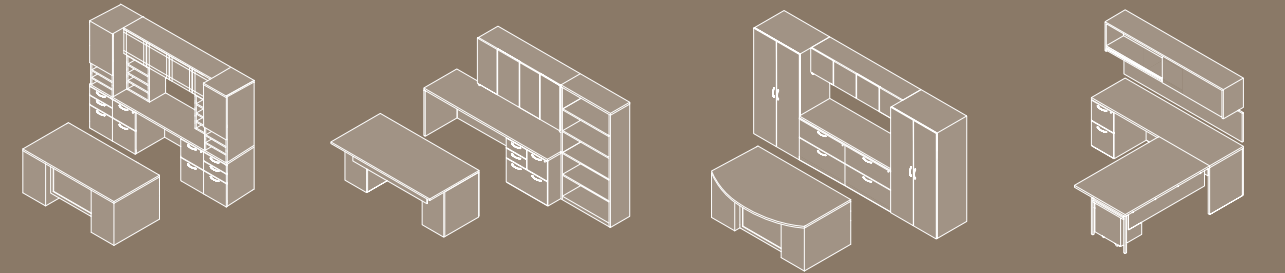
Pull Options



COORDINATING PRODUCTS

Canvas Casegoods offers options to coordinate with Niche Conference.

Typical Configurations



Canvas™

Casegoods



Please make an appointment to visit us at:
3401 Madison Street
Skokie, IL 60076
www.appliedergonomics.com

Call us
Tel: (847) 679-5148
(844) 859-9247
Fax: (847) 933-0018

Email the President directly
jmeltzer@appliedergonomics.com

