



vision

casegoods & conference





vision

vision



PAGES 04 & 05

prominent, smart & sophisticated

Clean lines and contemporary veneers are the palette of an esteemed executive. A light-scale peninsula desk is paired with a double-height sliding-door overhead that supports the requirements of a modern office.

Top Peninsula desk with frosted acrylic trim modesty panel. Work tool rail.
Middle Mini power tilt up. Return with partial-height modesty panel.
Bottom Ergo adjustable height. Wire management solution.

vision



PAGES 06 & 07

executive

A contemporary desk of classic proportions coupled with a freestanding storage wall provides the platform for executive decision making. Beneath the double cut veneer and glass doors, storage componentry and technology access deliver the functional design needed in the modern office.

vision



U Unit
An adjustable height bridge integrated into an efficient U Unit allows for active work styles while still reaping maximum benefits from reduced footprints. Storage tower inserts, overhead storage and modular file units promote organization.
(Components shown with double cut veneer, frosted glass doors and Tyler seating.)



L Unit
Modular L Units are flexible, affordable and a staple of every working office environment. Overhead cubbies provide easy access to current files and reference materials.
(Single pedestal desk shown with bench cushion, freestanding overhead with cubbies, storage cabinet and Protocol seating.)



L Unit
Use modular components to combine a variety of storage units and worksurfaces for a multi-level, full-function station. A peninsula desk is coupled with modular bench height cabinets to provide ample storage and a low profile.
(Peninsula desk shown with Stardust Silver U-Base, wall-mounted overhead storage, Collective Mini-Stools and Proxy seating.)



U Unit
Various storage heights and contrasting fronts turn a standard U Unit into a contemporary work station. P-top peninsula desks allow small groups to interact at the primary worksurface.
(P-top peninsula desk shown with contrasting door/drawer fronts, wall-mounted sliding-door overhead with cubbies and Avia seating.)



PAGES 08 & 09

Vision casegoods are the perfect solution at an affordable price. Visit jsifurniture.com and review the Vision price list for endless possibilities.

vision



PAGES 10 & 11

multilevel team environments

Create fresh and open collaborative team environments that are as much a value as they are valuable. Vision storage opportunities are endless with open shelving, cubbies, sliding door overheads, wardrobes and filing options.

vision



Freestanding Team Station

A vast work surface and generous room to maneuver will help ensure a healthy and happy work force. Group multiple peninsula desks together and the station is more conducive to spontaneous collaboration and sparking conversations. (Rectangular peninsula desks shown with mobile pedestals and Proxy seating.)



Tandem Cockpit Units

Side-access storage cabinets and privacy screens delineate the work space while cockpit style worksurfaces promote work flow. Specify units in tandem using modular components. (Bullet corner desks shown with Stardust Silver column base, frosted acrylic trim modesty panel, storage cabinets and Tyler seating.)



Freestanding Team Station

The benefits of at-reach and low storage include increased efficiency and more team collaboration. Span standard height worksurfaces and bench height cabinets with at-reach storage to create privacy as well as modular alignment. (Team station shown with boomerang tops, contrasting laminates, a Swiss height adjustable table and Avia seating.)



Tandem Bench Units

Get a near custom fit in any space using the wide range of sizes available in the Vision modular offering. Adjustable height tables promote wellness and allow for maximum flexibility in team stations. (Modular bench unit shown with pneumatic adjustable height table desks, contrasting drawer fronts and Newton seating.)



vision



PAGES 14 & 15

collaborative

Back-to-back stations with a shared central activity hub are ideal for individual tasking and designed for immediate team engagements. The layered componentry of Vision allows light to fill the space and employees to feel connected.

vision



Privacy Screens



Layered Storage



Knife Edge



Bench Seating


Privacy Screens Working as a team is important, but so is a little privacy. Frosted acrylic privacy screens allow light to filter through and define individual spaces. **Layered Storage** Combine vertical and horizontal storage elements and still keep everything aligned with flexible mounting systems that support your vision. **Knife Edge** Customize the style, shape, and size of your conference table with a wide variety of options. A knife edge gives the appearance of a thin top profile, while providing the structure for long-lasting durability. **Bench Seating** Specify cushions with low storage and you have a bench! Excellent for impromptu conversations and quick collaborations, or just relaxing during a tough day.



conference

A knife edge on a Vision conference table gives modern appeal to any meeting room. Timeless veneers provide character while power units and rectangular bases provide practical functionality.

desk modesty panel options



peninsula desk support options



pull options



edge profiles



Pulls Choose from 5 pull options for door and drawer fronts in either a Polished Nickel, Matte Nickel and Matte Black finish. Glass doors on storage towers incorporate a special flat pull (for the look of no pull) that coordinates with all styles. **Edges** User and approach edges are offered in 1 of 3 profiles. Side edge profiles are flat for premium fit. **Glass** Cabinet door fronts can be specified in frosted or back-painted white glass. Modesty panels and privacy screens are offered in frosted acrylic. **Metal** Peninsula desk and low overhead storage supports can be specified in Stardust Silver or Black Sandtex finish. **Wood** All wood finishes incorporate our proprietary low-emission finish; DuraTex. JSI also offers special finishes and custom finish matching (contact JSI Customer Service for details).

Sustainability Learn how Vision can contribute to your sustainability goals by contacting your JSI Customer Service Team.

wood finishes



lamininate finishes



metal finishes



glass & acrylic color



DuraTex low-emission finish

To reduce hazardous emissions, we use a proprietary, specially designed top coat that offers exceptional hardness, abrasion and impact resistance while reducing hazardous or harmful gases. DuraTex significantly reduces hazardous emissions which helps to improve the quality of the indoor air we breathe.

DuraTex PLUS

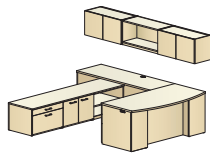
DuraTex PLUS is an optional anti-microbial product protection added directly to our DuraTex low-emission finish. It provides an added level of anti-microbial protection inhibiting the growth of mold, mildew, fungus and bacteria on wood surfaces.



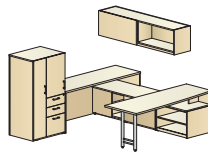
Please make an appointment to visit us at:
 3401 Madison Street
 Skokie, IL 60076
www.appliedergonomics.com

Call us: (847) 679-5148
 Toll-free: (844) 859-9247
 Fax: (847) 933-0018

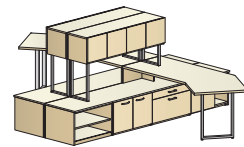
Email the President directly
jmeltzer@appliedergonomics.com



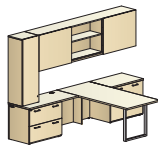
u-unit with low storage and overhead
 overall dimensions
 90"W 108"D 72"H



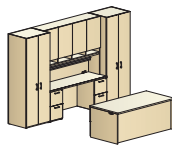
u-unit with low storage and overhead
 overall dimensions
 102"W 98"D 72"H



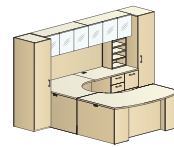
team station with low storage and overheads
 overall dimensions
 168"W 120"D 47"H



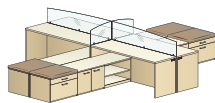
l-unit with double-height overhead
 overall dimensions
 126"W 78"D 84"H



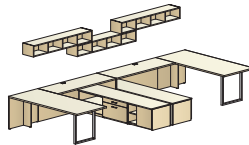
desk with credenza and wardrobes
 overall dimensions
 132"W 108"D 84"H




cockpit design u-unit with wardrobes
 overall dimensions
 132"W 100"D 72"H



team station with low storage and privacy screens
 overall dimensions
 180"W 144"D 42"H



team station with low storage and cubbies
 overall dimensions
 216"W 93"D 72"H



team station with low storage and cubbies
 overall dimensions
 210"W 72"D 72"H