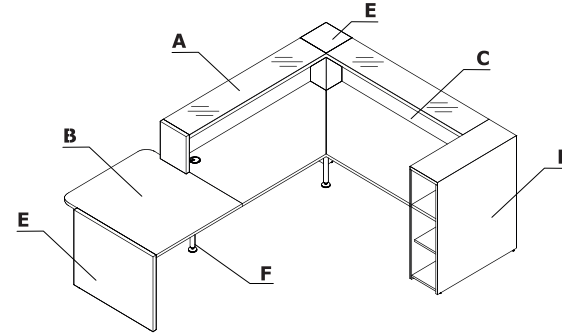
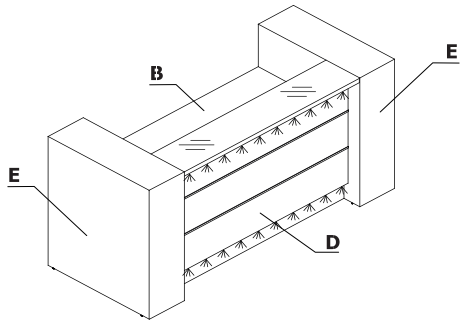


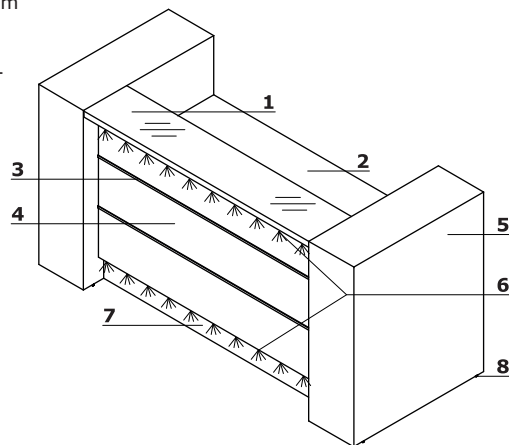
Colour combination - Valde



Material	Colour	All elements					Complementary elements								
		A - Upper top	B - Top	C - Body	D - Front	E - Ending elements	F - Supporting legs	LAD10, LMS05, LMS06	S69L, E64L	S81L					
Glass	117 - glass white - RAL 9003	✓	67 - white pastel												
	124 - glass silver - RAL 9007	✓	26 - aluminum satinato												
MFC	26 - aluminum satinato		✓					✓							
	67 - white pastel		✓	✓				✓							
HPL	31 - canadian oak				✓										
	34 - chestnut				✓										
	73 - white high gloss				✓	✓									
	74 - orange high gloss				✓										
	80 - green high gloss				✓										
	81 - burgundy high gloss				✓										
	102 - yellow high gloss				✓										
	108 - blue high gloss				✓										
	127 - dark pink high gloss				✓										
	148 - grey high gloss				✓	✓									
Metal	Metal - M009 - aluminum semi-mat							✓		✓					
	Metal - M015 - white semi-mat							✓							
	Polyurethane - grey									✓					

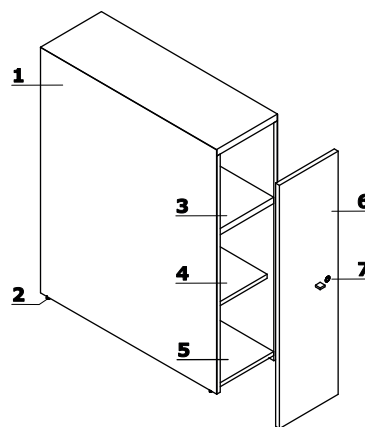
Technical specification

- 1 Top** - MFC 36 mm + Glass LACOBEL 4 mm (40 mm)
- 2 Worktop** - MFC 28 mm, ABS edge
- 3 Decorative stripe** - PVC, colour: M009 - aluminium semi-matt
- 4 Front** - HPL 3 mm - high gloss
- 5 Storage as ending element** - HPL high gloss 18 mm, ABS edge
- 6 LED illumination** - at the full length of the reception desk, cold white color (verging on the blue shade);
- 7 Kick plate** - HPL - brushed aluminium
- 8 Leveling** - 5 mm range

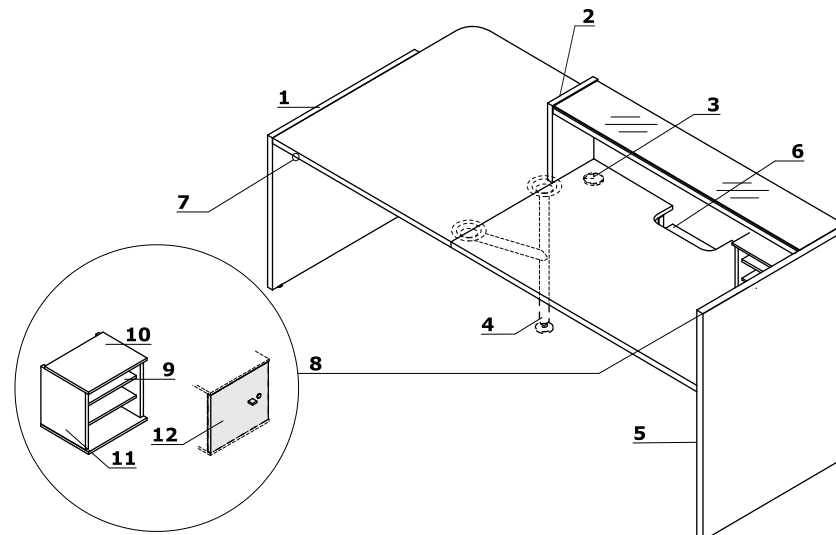


Ending storage

- 1 Storage as ending element** - HPL high gloss 18 mm, ABS edge
- 2 Leveling** - 5 mm range
- 3 Shelf** - MFC 28 mm, ABS edge
- 4 Shelf with possibility of height regulation** - MFC 18 mm, ABS edge
- 5 Base** - MFC 18 mm, ABS edge
- 6 Optional Front LAD10** - MFC 18 mm, universal (left/right);, to order as an additional element
- 7 Patent lock** - foldable key



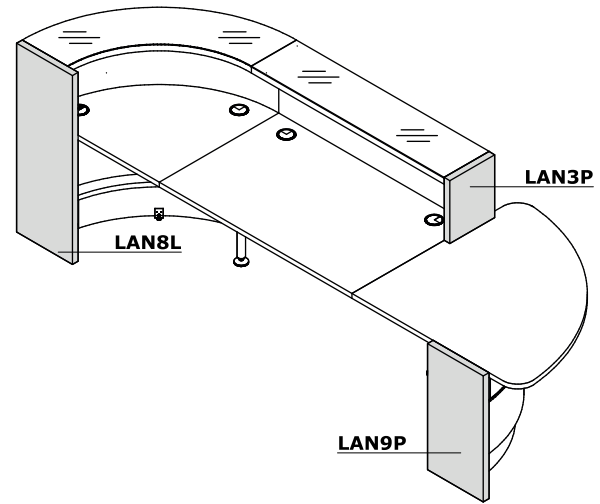
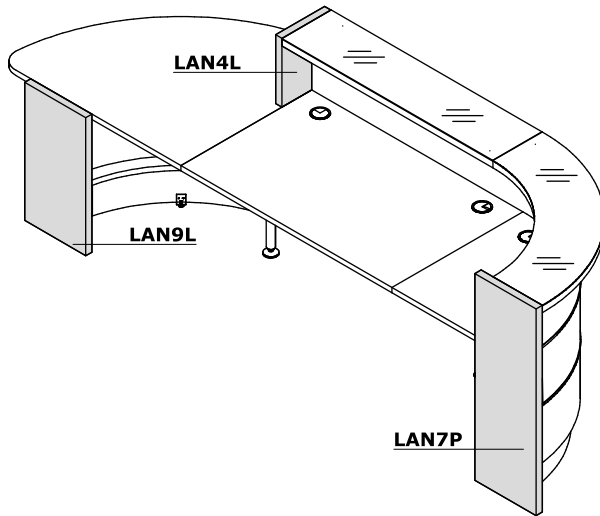
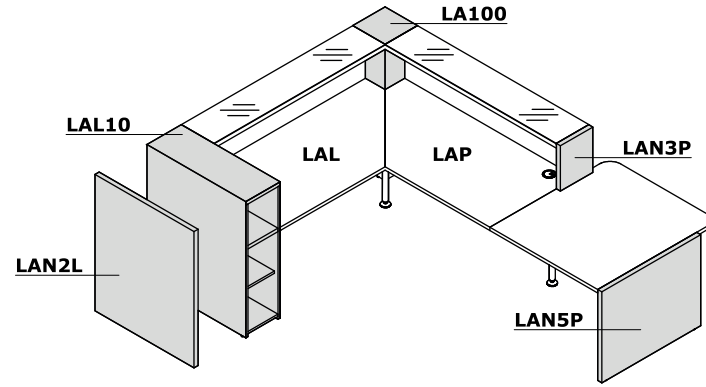
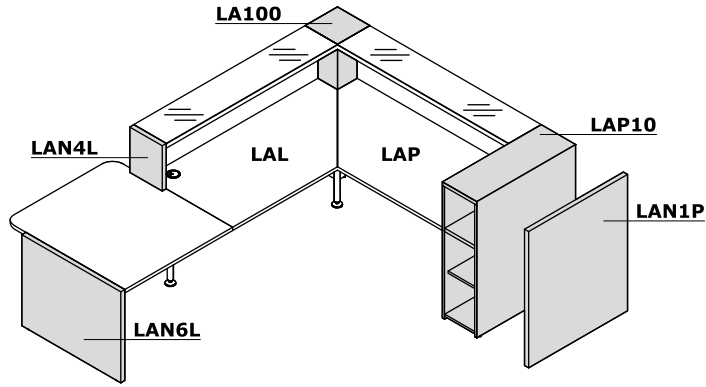
Technical specification



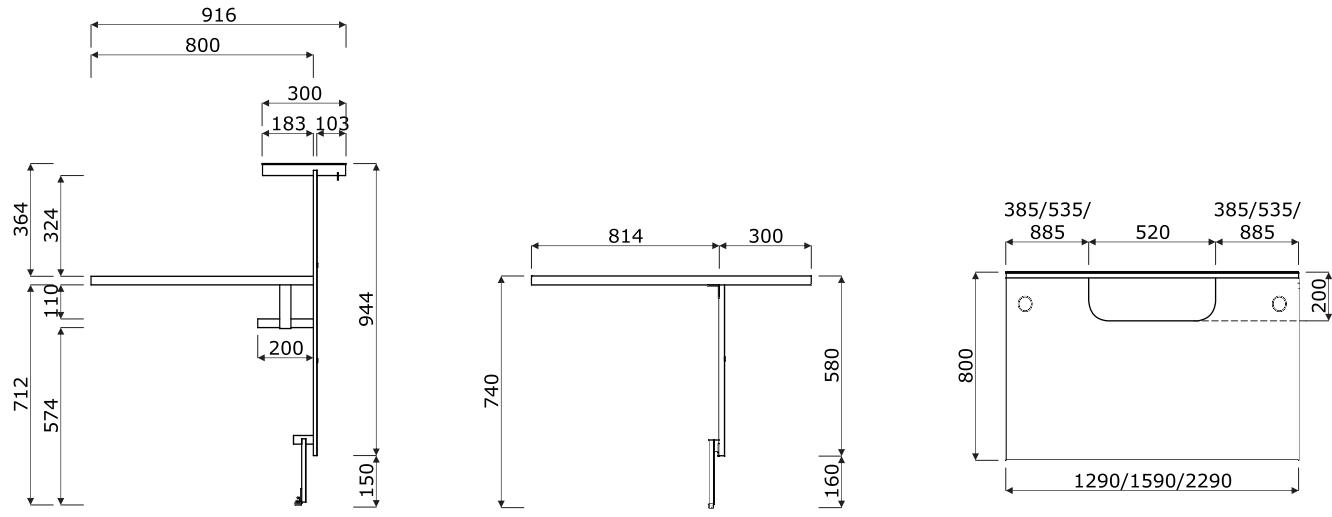
ATTENTION - Interior of the front in white

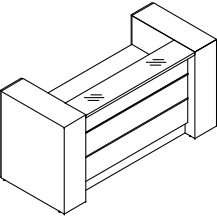
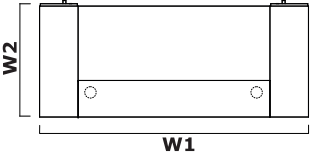
- 1 Low side panel** - HPL high gloss - 38 mm
- 2 Side panel linking low and high fronts** - HPL high gloss - 38 mm
- 3 Cable grommets** - Ø80 mm
- 4 Supporting leg NE41** - made of metal, required for tops connecting, colours: M015 - white semi-mat, M009 - Aluminum semi-matt, colour adjusted to the colour of worktop
- 5 High side panel** - HPL high gloss - 38 mm
- 6 OPTION WITH EXTRA CHARGE** - working top with lowered monitor shelf - MFC 28 mm, ABS edge
- 7 Light switch**
- 8 LMS05** - reception desk storage; order separately
- 9 Shelf** - MFC 18 mm, protection against accidental falling-out, ABS edge
- 10 Top** - MFC 12 mm, ABS edge
- 11 Body** - MFC 18 mm, ABS edge
- 12 Optional front with lock** - universal (left, right); - MFC 18 mm, ABS edge; - ordered as separate element

Ending elements application



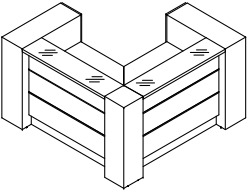
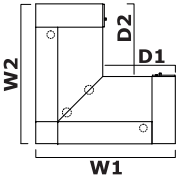
Dimensions (mm)




Symbol		Dimensions					kg m3 pcs	Composition elements
		W1	W2	D1	D2	H		
LAV01L		1926	937	1622	850	1105	162.6 kg 0.973 m3 8 pcs	LAD10+LAL10+LA13L+LAP10 +LAD10
LAV02L		2226	937	1622	850	1105	176 kg 1.02 m3 8 pcs	LAD10+LAL10+LA16L+LAP10 +LAD10
LAV03L		2926	937	1622	850	1105	202.5 kg 1.145 m3 9 pcs	LAD10+LAL10+LA23L+LAP10 +LAD10

Extra charge						
Monitor shelf x1						
X						
X						
X						

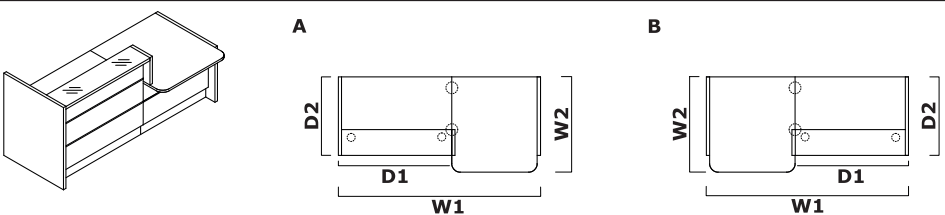
Symbol		Dimensions					kg m3 pcs	Composition elements
		W1	W2	D1	D2	H		
LAV10L		1908	1908	991	991	1105	238.4 kg 1.374 m3 14 pcs	LAD10+LAL10+LAL13L+LA100+LAP13L+LAP10+LAD10+NL41
LAV11L		1908	2208	991	1291	1105	252.3 kg 1.421 m3 14 pcs	LAD10+LAL10+LAL13L+LA100+LAP16L+LAP10+LAD10+NL41
LAV12L		1908	2908	991	1991	1105	278.8 kg 1.546 m3 15 pcs	LAD10+LAL10+LAL13L+LA100+LAP23L+LAP10+LAD10+NL41
LAV13L		2208	1908	1291	991	1105	252.3 kg 1.421 m3 14 pcs	LAD10+LAL10+LAL16L+LA100+LAP13L+LAP10+LAD10+NL41
LAV14L		2208	2208	1291	1291	1105	266.2 kg 1.468 m3 14 pcs	LAD10+LAL10+LAL16L+LA100+LAP16L+LAP10+LAD10+NL41
LAV15L		2208	2908	1291	1991	1105	292.7 kg 1.593 m3 15 pcs	LAD10+LAL10+LAL16L+LA100+LAP23L+LAP10+LAD10+NL41

Extra charge						
Monitor shelf x1	Monitor shelf x 2					
X	X					
X	X					
X	X					
X	X					
X	X					



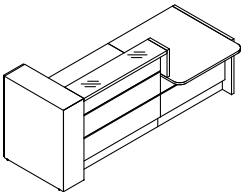
Symbol		Dimensions					kg m3 pcs	Composition elements
		W1	W2	D1	D2	H		
LAV16L		2908	1908	1991	991	1105	278.8 kg 1.546 m3 15 pcs	LAD10+LAL10+LAL23L+LA100 +LAP13L+LAP10+LAD10+NL41
LAV17L		2908	2208	1991	1291	1105	292.7 kg 1.593 m3 15 pcs	LAD10+LAL10+LAL23L+LA100 +LAP16L+LAP10+LAD10+NL41
LAV18L		2908	2908	1991	1991	1105	319.2 kg 1.717 m3 16 pcs	LAD10+LAL10+LAL23L+LA100 +LAP23L+LAP10+LAD10+NL41

Extra charge					
Monitor shelf x1	Monitor shelf x 2				
X	X				
X	X				
X	X				

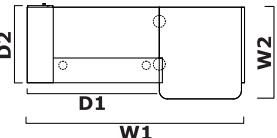


Symbol		Dimensions					kg m3 pcs	Composition elements
		W1	W2	D1	D2	H		
LAV19L	LAV20L	2366	1114	1328	917	1105	138.9 kg 0.509 m3 12 pcs	A - LAN6L+LAU11L+LAN4L+LA13L+LAN1P+NL41 B - LAN2L+LA13L+LAN3P+LAU11L +LAN5P+NL41
LAV21L	LAV22L	2666	1114	1628	917	1105	152.3 kg 0.556 m3 12 pcs	A - LAN6L+LAU11L+LAN4L+LA16L+LAN1P+NL41 B - LAN2L+LA16L+LAN3P+LAU11L +LAN5P+NL41
LAV23L	LAV24L	3366	1114	2318	917	1105	178.8 kg 0.68 m3 13 pcs	A - LAN6L+LAU11L+LAN4L+LA23L+LAN1P+NL41 B - LAN2L+LA23L+LAN3P+LAU11L +LAN5P+NL41
LAV191L	LAV201L	2166	1114	1328	917	1105	134.9 kg 0.486 m3 12 pcs	A - LAN6L+LAU18L+LAN4L+LA13L +LAN1P+NL41 B - LAN2L+LA13L+LAN3P+LAU18L +LAN5P+NL41
LAV211L	LAV221L	2466	1114	1628	917	1105	148.3 kg 0.533 m3 12 pcs	A - LAN6L+LAU18L+LAN4L+LA16L +LAN1P+NL41 B - LAN2L+LA16L+LAN3P+LAU18L +LAN5P+NL41
LAV231L	LAV241L	3166	1114	2318	917	1105	174.8 kg 0.657 m3 13 pcs	A - LAN6L+LAU18L+LAN4L+LA23L +LAN1P+NL41 B - LAN2L+LA23L+LAN3P+LAU18L +LAN5P+NL41

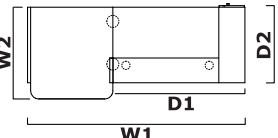
Extra charge					
Monitor shelf x1					
X					
X					
X					
X					
X					
X					



A

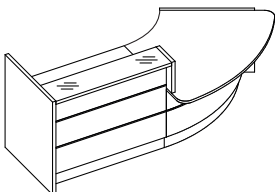


B

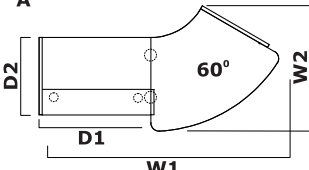


Symbol		Dimensions	kg m3 pcs	Composition elements				
A	B				W1	W2	D1	D2
LAV41L	LAV42L	2646	1134	1608	937	1105	167.4 kg 0.833 m3 13 pcs	A - LAN6L+LAU11L+LAN4L+LA13L+LAP10+LAD10+NL41 B - LAD10+LAL10+LA13L+LAN3P +LAU11L+LAN5P+NL41
LAV43L	LAV44L	2946	1134	1908	937	1105	180.8 kg 0.88 m3 13 pcs	A - LAN6L+LAU11L+LAN4L+LA16L+LAP10+LAD10+NL41 B - LAD10+LAL10+LA16L+LAN3P +LAU11L+LAN5P+NL41
LAV45L	LAV46L	3646	1134	2608	937	1105	207.3 kg 1.004 m3 14 pcs	A - LAN6L+LAU11L+LAN4L+LA23L+LAP10+LAD10+NL41 B - LAD10+LAL10+LA23L+LAN3P +LAU11L+LAN5P+NL41
LAV411L	LAV421L	2446	1134	1608	937	1105	163.4 kg 0.809 m3 13 pcs	A - LAN6L+LAU18L+LAN4L+LA13L +LAP10+LAD10+NL41 B - LAD10+LAL10+LA13L+LAN3P +LAU18L+LAN5P+NL41
LAV431L	LAV441L	2746	1134	1908	937	1105	176.8 kg 0.856 m3 13 pcs	A - LAN6L+LAU18L+LAN4L+LA16L +LAP10+LAD10+NL41 B - LAD10+LAL10+LA16L+LAN3P +LAU18L+LAN5P+NL41
LAV451L	LAV461L	3446	1134	2608	937	1105	203.3 kg 0.981 m3 14 pcs	A - LAN6L+LAU18L+LAN4L+LA23L +LAP10+LAD10+NL41 B - LAD10+LAL10+LA23L+LAN3P +LAU18L+LAN5P+NL41

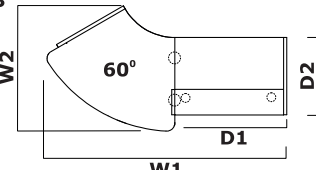
Extra charge						
Monitor shelf x1						
X						
X						
X						
X						
X						
X						



A

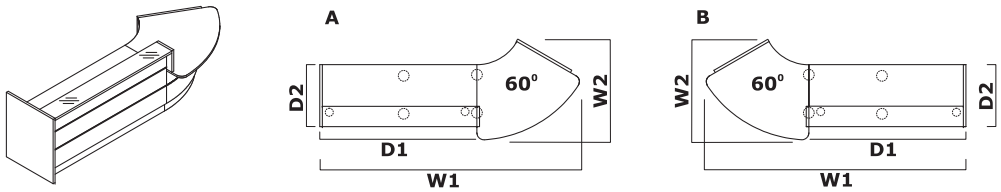


B



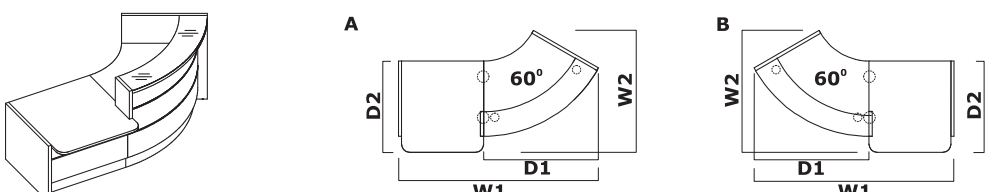
Symbol		Dimensions	kg m3 pcs	Composition elements				
A	B				W1	W2	D1	D2
LAV88L	LAV89L	2845	1486	1328	917	1105	160.9 kg 0.832 m3 12 pcs	A - LAN6L+LAV66L+LAN4L+LA13L+LAN1P+NL41 B - LAN2L+LA13L+LAN3P+LAV66L+LAN5P+NL41
LAV91L	LAV92L	3145	1486	1628	917	1105	174.3 kg 0.879 m3 12 pcs	A - LAN6L+LAV66L+LAN4L+LA16L+LAN1P+NL41 B - LAN2L+LA16L+LAN3P+LAV66L+LAN5P+NL41

Extra charge						
Monitor shelf x1						
X						
X						



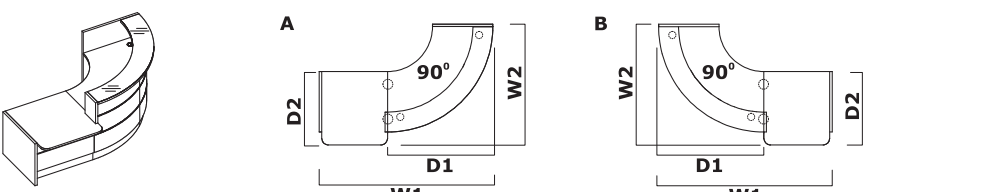
Symbol		Dimensions					kg m3 pcs	Composition elements
A	B	W1	W2	D1	D2	H		
LAV93L	LAV94L	3845	1486	2318	917	1105	200.8 kg 1.003 m3 13 pcs	A - LAN6L+LAV66L+LAN4L+LA23L+LAN1P+NL41 B - LAN2L+LA23L+LAN3P+LAV66L+LAN5P+NL41

Extra charge						
Monitor shelf x1						
X						



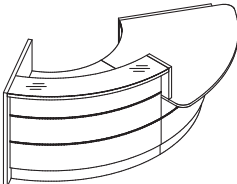
Symbol		Dimensions					kg m3 pcs	Composition elements
A	B	W1	W2	D1	D2	H		
LAV84L	LAV85L	2443	1489	1404	1114	1105	149.8 kg 0.957 m3 12 pcs	A - LAN2L+LAV64L+LAN3P+LAU11L +LAN5P+NL41 B - LAN6L+LAU11L+LAN4L+LAV64L +LAN1P+NL41
LAV841L	LAV851L	2243	1489	1404	1114	1105	145.8 kg 0.934 m3 12 pcs	A - LAN2L+LAV64L+LAN3P+LAU18L+LAN5P+NL41 B - LAN6L+LAU18L+LAN4L+LAV64L+LAN1P+NL41

Extra charge						
Monitor shelf x1						
X						
X						

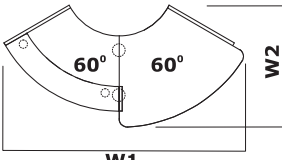


Symbol		Dimensions					kg m3 pcs	Composition elements
A	B	W1	W2	D1	D2	H		
LAV86L	LAV87L	2638	1835	1600	937	1105	190.8 kg 1.328 m3 13 pcs	A - LAN2L+LAV90L+LAN3P+LAU11L +LAN5P+NL41 B - LAN6L+LAU11L+LAN4L+LAV90L +LAN1P+NL41
LAV861L	LAV871L	2438	1835	1600	937	1105	186.8 kg 1.305 m3 13 pcs	A - LAN2L+LAV90L+LAN3P+LAU18L+LAN5P+NL41 B - LAN6L+LAU18L+LAN4L+LAV90L+LAN1P+NL41

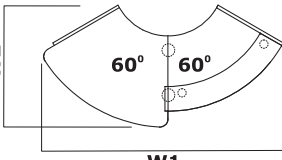
Extra charge						
Monitor shelf x1						
X						
X						



A

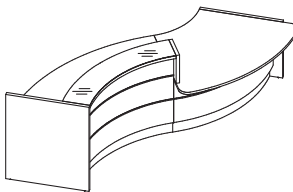


B

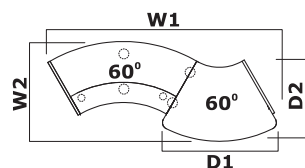


Symbol		Dimensions					kg m3 pcs	Composition elements
A	B	W1	W2	D1	D2	H		
LAV30L	LAV31L	2922	1486	1600	937	1105	171.8 kg 1.28 m3 12 pcs	A - LAN6L+LAV66L+LAN4L+LAV64L +LAN1P+NL41 B - LAN2L+LAV64L+LAN3P+LAV66L +LAN5P+NL41

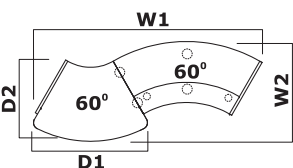
Extra charge						
Monitor shelf x1						
X						



A

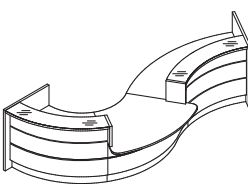


B

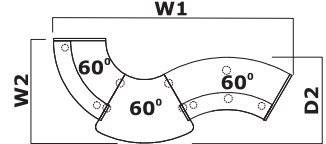


Symbol		Dimensions					kg m3 pcs	Composition elements
A	B	W1	W2	D1	D2	H		
LAV32L	LAV33L	3452	1502	1720	1225	1105	182.8 kg 1.366 m3 13 pcs	A - LAN6L+LAV66L+LAN4L+LAV62L +LAN1P+NL41 B - LAN2L+LAV62L+LAN3P+LAV66L +LAN5P+NL41

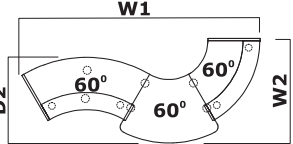
Extra charge						
Monitor shelf x1						
X						



A

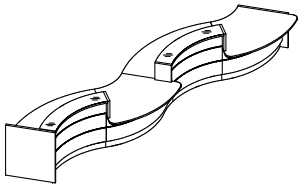


B

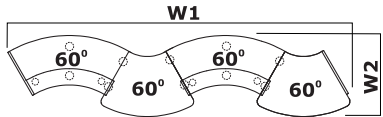


Symbol		Dimensions					kg m3 pcs	Composition elements
A	B	W1	W2	D1	D2	H		
LAV34L	LAV35L	4195	1835	0	1503	1105	262.1 kg 2.129 m3 20 pcs	A - LAN2L+LAV62L+LAN3P+LAV66L +LAN4L+LAV64L+LAN1P+2xNL41 B - LAN2L+LAV64L+LAN3P+LAV66L +LAN4L+LAV62L+LAN1P+2xNL41

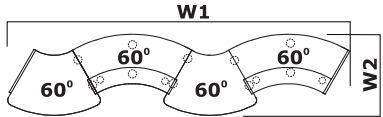
Extra charge						
Monitor shelf x1	Monitor shelf x 2					
X	X					



A

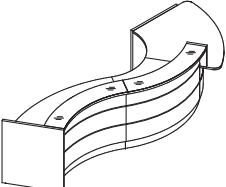


B

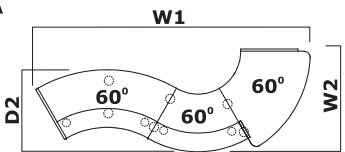


Symbol		Dimensions					kg m3 pcs	Composition elements
A	B	W1	W2	D1	D2	H		
LAV36L	LAV37L	6352	1503	0	1503	1105	325.4 kg 2.715 m3 26 pcs	A - LAN6L+2xLAV66L+2xLAN4L+2xLAV62L+LAN3P+LAN1P +3xNL41 B - LAN2L+2xLAV62L+2xLAN3P+2xLAV66L+LAN4L+LAN5P +3xNL41

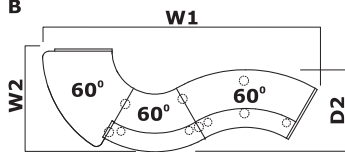
Extra charge					
Monitor shelf x1	Monitor shelf x 2				
X	X				



A

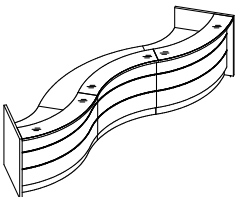


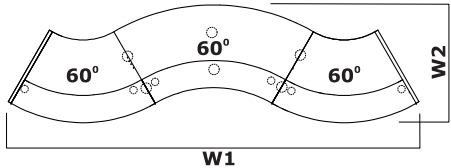
B



Symbol		Dimensions					kg m3 pcs	Composition elements
A	B	W1	W2	D1	D2	H		
LAV38L	LAV39L	4386	1639	0	1307	1105	252.3 kg 2.106 m3 19 pcs	A - LAN6L+LAV66L+LAN4L+LAV64L +LAV62L+LAN1P+2xNL41 B - LAN2L+LAV62L+LAV64L+LAN3P +LAV66L+LAN5P+2xNL41

Extra charge					
Monitor shelf x1	Monitor shelf x 2				
X	X				





Symbol		Dimensions					kg m3 pcs	Composition elements
		W1	W2	D1	D2	H		
LAV50L		4566	1307	0	1307	1105	260.5 kg 2.329 m3 17 pcs	LAN2L+2xLAV64L+LAV62L+LAN1P+2xNL41

Extra charge					
Monitor shelf x1	Monitor shelf x 2	Monitor shelf x 3			
X	X	X			

Symbol	Dimensions	kg	m3	pcs	Composition elements
LAV51L	3202 3006 0 1307 1105	410	3.741	27	LAN2L+2xLAV64L+2xLAV90L +LAN1P+3xNL41


Extra charge						
Monitor shelf x1	Monitor shelf x 2	Monitor shelf x 3	Monitor shelf x 4			
X	X	X	X			

Symbol	Dimensions	kg	m3	pcs	Composition elements
LAV52L	3202 1639 0 1307 1105	271	2.261	15	LAN2L+2xLAV90L+LAN1P+NL41

Extra charge						
Monitor shelf x1	Monitor shelf x 2					
X	X					

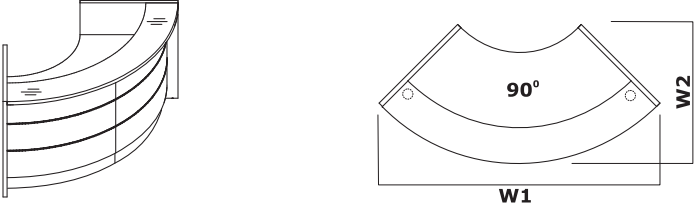
Symbol	Dimensions	kg	m3	pcs	Composition elements
LAV61L	3202 1919 0 1307 1105	322	2.898	15	LAD10+LAL10+2xLAV90L+LAP10+LAD10+NL41

Extra charge						
Monitor shelf x1	Monitor shelf x 2					
X	X					




Symbol	Dimensions	kg m3 pcs					Composition elements
		W1	W2	D1	D2	H	
LAV04L	3202 3006 0 1307 1105	250 kg	2.312 m3	23 pcs	LAN8L+2xLAV70L+2xLAV64L +LAN7P+3xNL41		

Extra charge						
Monitor shelf x1	Monitor shelf x 2					
X	X					



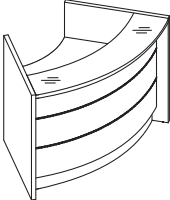
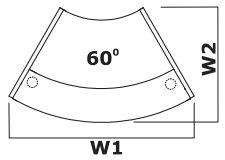
Symbol	Dimensions	kg m3 pcs					Composition elements
		W1	W2	D1	D2	H	
LAV53L	2317 1145 0 1307 1105	160.5 kg	1.15 m3	8 pcs	LAN2L+LAV90L+LAN1P		

Extra charge						
Monitor shelf x1						
X						



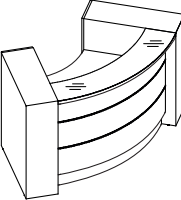
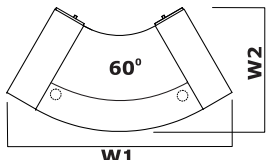
Symbol	Dimensions	kg m3 pcs					Composition elements
		W1	W2	D1	D2	H	
LAV73L	2713 1353 0 1307 1105	217.5 kg	1.798 m3	10 pcs	LAD10+LAL10+LAV90L+LAP10+LAD10		

Extra charge						
Monitor shelf x1						
X						

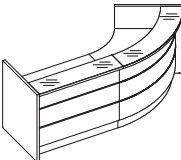
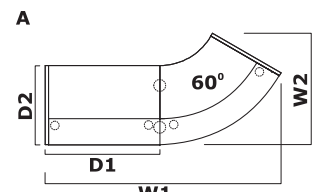
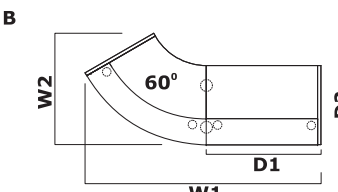
Symbol	Dimensions					kg m3 pcs	Composition elements
	W1	W2	D1	D2	H		
LAV54L	1666	1029	0	1307	1105	119.5 kg 0.779 m3 7 pcs	LAN2L+LAV64L+LAN1P

Extra charge						
Monitor shelf x1						
X						

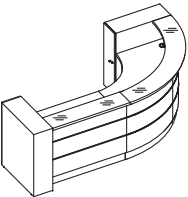
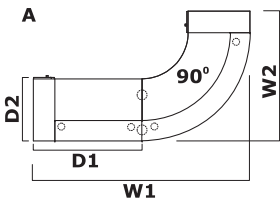
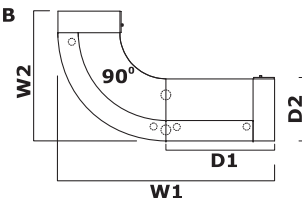
Symbol	Dimensions					kg m3 pcs	Composition elements
	W1	W2	D1	D2	H		
LAV74L	2151	1183	0	1307	1105	176.5 kg 1.427 m3 9 pcs	LAD10+LAL10+LAV64L+LAP10+LAD10

Extra charge						
Monitor shelf x1						
X						

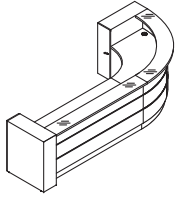
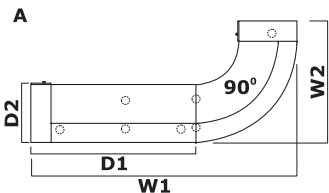
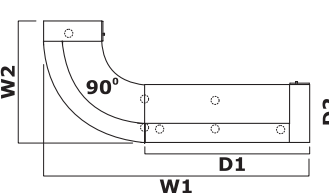
Symbol		Dimensions					kg m3 pcs	Composition elements
A	B	W1	W2	D1	D2	H		
LAV78L	LAV79L	2733	1292	1328	917	1105	178.1 kg 1.071 m3 13 pcs	A - LAN2L+LAV64L+LA13L+LAN1P+NL41 B - LAN2L+LA13L+LAV64L+LAN1P+NL41
LAV80L	LAV81L	3033	1292	1628	917	1105	191.5 kg 1.118 m3 13 pcs	A - LAN2L+LAV64L+LA16L+LAN1P+NL41 B - LAN2L+LA16L+LAV64L+LAN1P+NL41
LAV82L	LAV83L	3733	1292	2318	917	1105	218 kg 1.242 m3 14 pcs	A - LAN2L+LAV64L+LA23L+LAN1P+NL41 B - LAN2L+LA23L+LAV64L+LAN1P+NL41

Extra charge						
Monitor shelf x1	Monitor shelf x 2					
X	X					
X	X					
X	X					

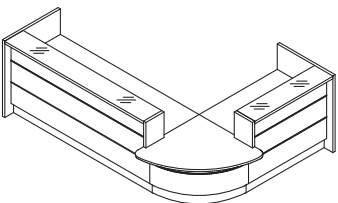
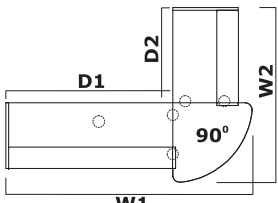
Symbol		Dimensions					kg m3 pcs	Composition elements
A	B	W1	W2	D1	D2	H		
LAV55L	LAV56L	3208	1918	1608	937	1105	276.1 kg 2.089 m3 16 pcs	A - LAD10+LAL10+LAV90L+LA13L+LAP10+LAD10+NL41 B - LAD10+LAL10+LA13L+LAV90L+LAP10+LAD10+NL41
LAV57L	LAV58L	3508	1918	1908	937	1105	289.5 kg 2.137 m3 16 pcs	A - LAD10+LAL10+LAV90L+LA16L+LAP10+LAD10+NL41 B - LAD10+LAL10+LA16L+LAV90L+LAP10+LAD10+NL41

Extra charge					
Monitor shelf x1	Monitor shelf x 2				
X	X				
X	X				

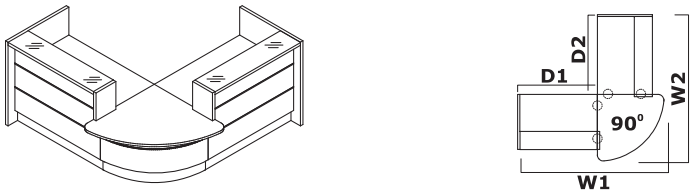
Symbol		Dimensions					kg m3 pcs	Composition elements
A	B	W1	W2	D1	D2	H		
LAV59L	LAV60L	4208	1918	2608	937	1105	316 kg 2.261 m3 17 pcs	A - LAD10+LAL10+LAV90L+LA23L+LAP10+LAD10+NL41 B - LAD10+LAL10+LA23L+LAV90L+LAP10+LAD10+NL41

Extra charge					
Monitor shelf x1	Monitor shelf x 2				
X	X				

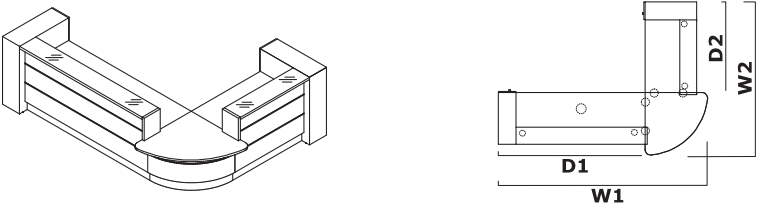
Symbol		Dimensions					kg m3 pcs	Composition elements
		W1	W2	D1	D2	H		
LAV107L		3437	2437	2318	1328	1105	244.2 kg 1.121 m3 18 pcs	LAN2L+LA13L+LAN3P+LAV68L+LAN4L+LA23L+LAN1P+2xNL41
LAV108L		3437	2737	2318	1628	1105	257.6 kg 1.168 m3 18 pcs	LAN2L+LA16L+LAN3P+LAV68L+LAN4L+LA23L+LAN1P+2xNL41
LAV109L		3437	3437	2318	2318	1105	284.1 kg 1.293 m3 19 pcs	LAN2L+LA23L+LAN3P+LAV68L+LAN4L+LA23L+LAN1P+2xNL41

Extra charge					
Monitor shelf x1	Monitor shelf x 2				
X	X				
X	X				
X	X				



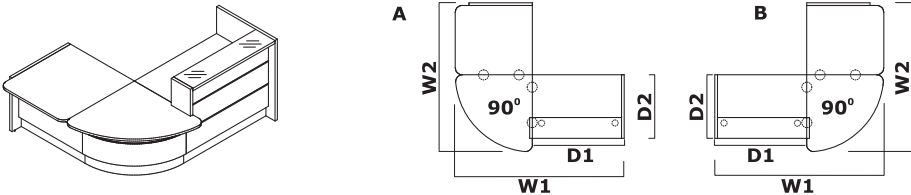
Symbol		Dimensions					kg m3 pcs	Composition elements
		W1	W2	D1	D2	H		
LAV101L		2437	2437	1328	1328	1105	204.3 kg 0.95 m3 17 pcs	LAN2L+LA13L+LAN3P+LAV68L+LAN4L+LA13L+LAN1P+2xNL41
LAV102L		2437	2737	1328	1628	1105	217.7 kg 0.997 m3 17 pcs	LAN2L+LA16L+LAN3P+LAV68L+LAN4L+LA13L+LAN1P+2xNL41
LAV103L		2437	3437	1328	2318	1105	244.2 kg 1.121 m3 18 pcs	LAN2L+LA23L+LAN3P+LAV68L+LAN4L+LA13L+LAN1P+2xNL41
LAV104L		2737	2437	1628	1328	1105	217.7 kg 0.997 m3 17 pcs	LAN2L+LA13L+LAN3P+LAV68L+LAN4L+LA16L+LAN1P+2xNL41
LAV105L		2737	2737	1628	1628	1105	231.1 kg 1.044 m3 17 pcs	LAN2L+LA16L+LAN3P+LAV68L+LAN4L+LA16L+LAN1P+2xNL41
LAV106L		2737	3437	1628	2318	1105	257.6 kg 1.168 m3 18 pcs	LAN2L+LA23L+LAN3P+LAV68L+LAN4L+LA16L+LAN1P+2xNL41

Extra charge					
Monitor shelf x1	Monitor shelf x 2				
X	X				
X	X				
X	X				
X	X				
X	X				
X	X				



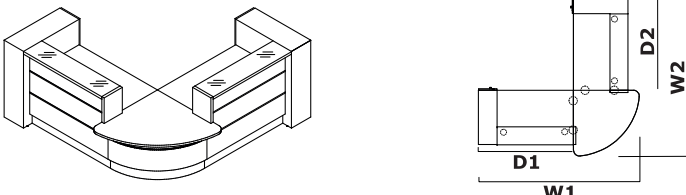
Symbol		Dimensions					kg m3 pcs	Composition elements
		W1	W2	D1	D2	H		
LAV122L		3717	2717	2608	1608	1105	301.2 kg 1.769 m3 20 pcs	LAD10+LAL10+LA13L+LAN3P +LAV68L+LAN4L+LA23L+LAP10 +LAD10+2xNL41
LAV123L		3717	3017	2608	1908	1105	314.6 kg 1.816 m3 20 pcs	LAD10+LAL10+LA16L+LAN3P +LAV68L+LAN4L+LA23L+LAP10 +LAD10+2xNL41
LAV124L		3717	3717	2608	2608	1105	341.1 kg 1.94 m3 21 pcs	LAD10+LAL10+LA23L+LAN3P +LAV68L+LAN4L+LA23L+LAP10 +LAD10+2xNL41

Extra charge					
Monitor shelf x1	Monitor shelf x 2				
X	X				
X	X				
X	X				



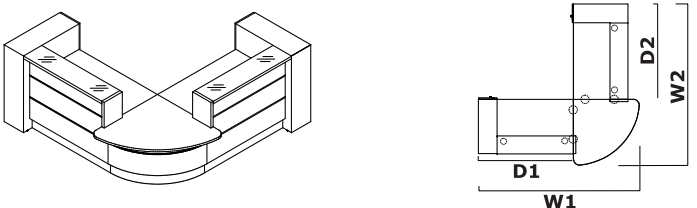
Symbol		Dimensions	kg m3 pcs	Composition elements				
A	B				W1	W2	D1	D2
LAV110L	LAV111L	2442	2147	1328	917	1105	176.4 kg 0.832 m3 16 pcs	A - LAN2L+LA13L+LAN3P+LAV68L+LAU11L+LAN5P+2xNL41 B - LAN6L+LAU11L+LAV68L+LAN4L +LA13L+LAN1P+2xNL41
LAV112L	LAV113L	2742	2147	1628	917	1105	189.8 kg 0.879 m3 16 pcs	A - LAN2L+LA16L+LAN3P+LAV68L+LAU11L+LAN5P+2xNL41 B - LAN6L+LAU11L+LAV68L+LAN4L +LA16L+LAN1P+2xNL41
LAV114L	LAV115L	3442	2147	2318	917	1105	216.3 kg 1.004 m3 17 pcs	A - LAN2L+LA23L+LAN3P+LAV68L+LAU11L+LAN5P+2xNL41 B - LAN6L+LAU11L+LAV68L+LAN4L +LA23L+LAN1P+2xNL41
LAV1101L	LAV1111L	2442	1947	1328	917	1105	172.4 kg 0.809 m3 16 pcs	A - LAN2L+LA13L+LAN3P+LAV68L+LAU18L+LAN5P+2xNL41 B - LAN6L+LAU18L+LAV68L+LAN4L+LA13L+LAN1P+2xNL41
LAV1121L	LAV1131L	2742	1947	1628	917	1105	185.8 kg 0.856 m3 16 pcs	A - LAN2L+LA16L+LAN3P+LAV68L+LAU18L+LAN5P+2xNL41 B - LAN6L+LAU18L+LAV68L+LAN4L+LA16L+LAN1P+2xNL41
LAV1141L	LAV1151L	3442	1947	2318	917	1105	212.3 kg 0.98 m3 17 pcs	A - LAN2L+LA23L+LAN3P+LAV68L+LAU18L+LAN5P+2xNL41 B - LAN6L+LAU18L+LAV68L+LAN4L+LA23L+LAN1P+2xNL41

Extra charge					
Monitor shelf x1					
X					
X					
X					
X					
X					
X					



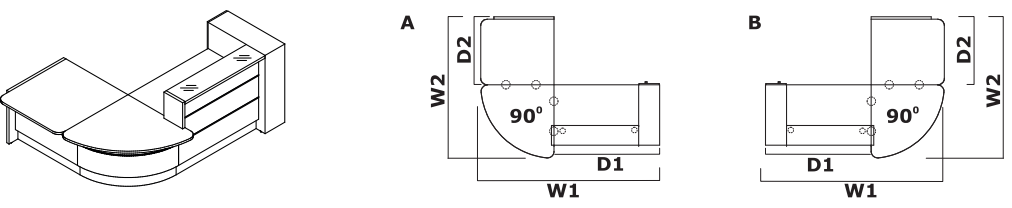
Symbol		Dimensions	kg m3 pcs	Composition elements				
					W1	W2	D1	D2
LAV116L		2717	2717	1608	1608	1105	261.3 kg 1.597 m3 19 pcs	LAD10+LAL10+LA13L+LAN3P +LAV68L+LAN4L+LA13L+LAP10 +LAD10+2xNL41
LAV117L		2717	3017	1608	1908	1105	274.7 kg 1.644 m3 19 pcs	LAD10+LAL10+LA16L+LAN3P +LAV68L+LAN4L+LA13L+LAP10 +LAD10+2xNL41
LAV118L		2717	3717	1608	2608	1105	301.2 kg 1.769 m3 20 pcs	LAD10+LAL10+LA23L+LAN3P +LAV68L+LAN4L+LA13L+LAP10 +LAD10+2xNL41
LAV119L		3017	2717	1908	1608	1105	274.7 kg 1.644 m3 19 pcs	LAD10+LAL10+LA13L+LAN3P +LAV68L+LAN4L+LA16L+LAP10 +LAD10+2xNL41

Extra charge					
Monitor shelf x1	Monitor shelf x 2				
X	X				
X	X				
X	X				
X	X				



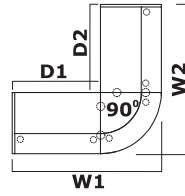
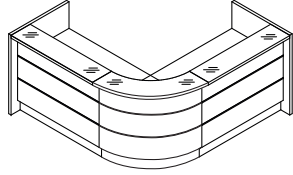
Symbol		Dimensions					kg m3 pcs	Composition elements
		W1	W2	D1	D2	H		
LAV120L		3017	3017	1908	1908	1105	288.1 kg 1.691 m3 19 pcs	LAD10+LAL10+LA16L+LAN3P +LAV68L+LAN4L+LA16L+LAP10 +LAD10+2xNL41
LAV121L		3017	3717	1908	2608	1105	314.6 kg 1.816 m3 20 pcs	LAD10+LAL10+LA23L+LAN3P +LAV68L+LAN4L+LA16L+LAP10 +LAD10+2xNL41

Extra charge					
Monitor shelf x1	Monitor shelf x 2				
X	X				
X	X				



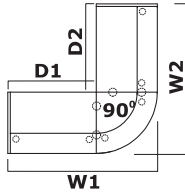
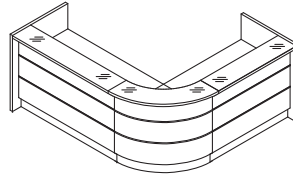
Symbol		Dimensions					kg m3 pcs	Composition elements
		W1	W2	D1	D2	H		
LAV125L	LAV126L	2722	2147	1608	1038	1105	206.4 kg 1.162 m3 17 pcs	A - LAD10+LAL10+LA13L+LAN3P +LAV68L+LAU11L+LAN5P+2xNL41 B - LAN6L+LAU11L+LAV68L+LAN4L +LA13L+LAP10+LAD10+2xNL41
LAV127L	LAV128L	3022	2147	1908	1038	1105	215.3 kg 1.198 m3 16 pcs	A - LAD10+LAL10+LA16L+LAN3P +LAV68L+LAU11L+LAN5P+2xNL41 B - LAN6L+LAU11L+LAV68L+LAN4L +LA16L+LAP10+LAD10+2xNL41
LAV129L	LAV130L	3722	2147	2608	1038	1105	241.8 kg 1.322 m3 17 pcs	A - LAD10+LAL10+LA23L+LAN3P +LAV68L+LAU11L+LAN5P+2xNL41 B - LAN6L+LAU11L+LAV68L+LAN4L +LA23L+LAP10+LAD10+2xNL41
LAV1251L	LAV1261L	2722	1947	1608	838	1105	202.4 kg 1.138 m3 17 pcs	A - LAD10+LAL10+LA13L+LAN3P +LAV68L+LAU18L+LAN5P+2xNL41 B - LAN6L+LAU18L+LAV68L+LAN4L+LA13L+LAP10+LAD10+2xNL41
LAV1271L	LAV1281L	3022	1947	1908	838	1105	211.3 kg 1.175 m3 16 pcs	A - LAD10+LAL10+LA16L+LAN3P+LAV68L+LAU18L+LAN5P+2xNL41 B - LAN6L+LAU18L+LAV68L+LAN4L+LA16L+LAP10+LAD10+2xNL41
LAV1291L	LAV1301L	3722	1947	2608	838	1105	237.8 kg 1.299 m3 17 pcs	A - LAD10+LAL10+LA23L+LAN3P +LAV68L+LAU18L+LAN5P+2xNL41 B - LAN6L+LAU18L+LAV68L+LAN4L+LA23L+LAP10+LAD10+2xNL41

Extra charge					
Monitor shelf x1					
X					
X					
X					
X					
X					
X					



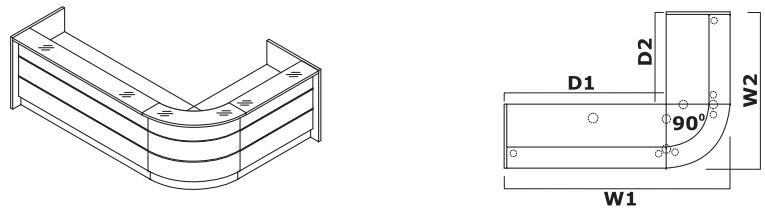
Symbol		Dimensions					kg m3 pcs	Composition elements
		W1	W2	D1	D2	H		
LAV131L		2245	2245	1328	1328	1105	206.7 kg 1.036 m3 16 pcs	LAN2L+LA13L+LAV70L+LA13L+LAN1P+2xNL41
LAV132L		2245	2545	1328	1628	1105	220.1 kg 1.083 m3 16 pcs	LAN2L+LA16L+LAV70L+LA13L+LAN1P+2xNL41
LAV133L		2245	3245	1328	2318	1105	246.6 kg 1.208 m3 17 pcs	LAN2L+LA23L+LAV70L+LA13L+LAN1P+2xNL41

Extra charge						
Monitor shelf x1	Monitor shelf x 2					
X	X					
X	X					
X	X					



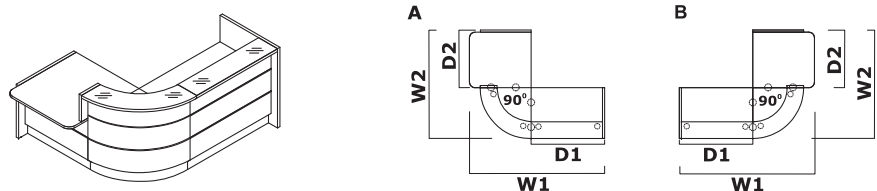
Symbol		Dimensions					kg m3 pcs	Composition elements
		W1	W2	D1	D2	H		
LAV134L		2545	2245	1628	1328	1105	220.1 kg 1.083 m3 16 pcs	LAN2L+LA13L+LAV70L+LA16L+LAN1P+2xNL41
LAV135L		2545	2545	1628	1628	1105	233.5 kg 1.13 m3 16 pcs	LAN2L+LA16L+LAV70L+LA16L+LAN1P+2xNL41
LAV136L		2545	3245	1628	2318	1105	260 kg 1.255 m3 17 pcs	LAN2L+LA23L+LAV70L+LA16L+LAN1P+2xNL41

Extra charge						
Monitor shelf x1	Monitor shelf x 2					
X	X					
X	X					
X	X					



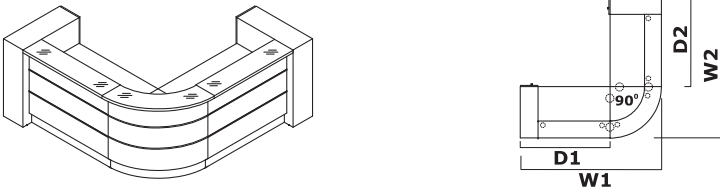
Symbol		Dimensions					kg m3 pcs	Composition elements
		W1	W2	D1	D2	H		
LAV137L		3245	2245	2318	1328	1105	246.6 kg 1.208 m3 17 pcs	LAN2L+LA13L+LAV70L+LA23L+LAN1P+2xNL41
LAV138L		3245	2545	2318	1628	1105	260 kg 1.255 m3 17 pcs	LAN2L+LA16L+LAV70L+LA23L+LAN1P+2xNL41
LAV139L		3245	3245	2318	2318	1105	286.5 kg 1.379 m3 18 pcs	LAN2L+LA23L+LAV70L+LA23L+LAN1P+2xNL41

Extra charge						
Monitor shelf x1	Monitor shelf x 2					
X	X					
X	X					
X	X					



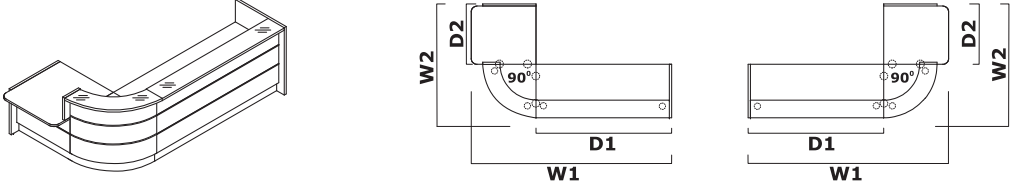
Symbol		Dimensions					kg m3 pcs	Composition elements
		W1	W2	D1	D2	H		
LAV140L	LAV141L	2442	1955	1328	1038	1105	184.4 kg 0.933 m3 17 pcs	A - LAN2L+LA13L+LAV70L+LAN3P+LAU11L+LAN5P+2xNL41 B - LAN6L+LAU11L+LAN4L+LAV70L +LA13L+LAN1P+2xNL41
LAV142L	LAV143L	2742	1955	1628	1038	1105	197.8 kg 0.98 m3 17 pcs	A - LAN2L+LA16L+LAV70L+LAN3P+LAU11L+LAN5P+2xNL41 B - LAN6L+LAU11L+LAN4L+LAV70L +LA16L+LAN1P+2xNL41
LAV1401L	LAV1411L	2442	1755	1328	838	1105	180.4 kg 0.91 m3 17 pcs	A - LAN2L+LA13L+LAV70L+LAN3P+LAU18L+LAN5P+2xNL41 B - LAN6L+LAU18L+LAN4L+LAV70L+LA13L+LAN1P+2xNL41
LAV1421L	LAV1431L	2742	1755	1628	838	1105	193.8 kg 0.957 m3 17 pcs	A - LAN2L+LA16L+LAV70L+LAN3P+LAU18L+LAN5P+2xNL41 B - LAN6L+LAU18L+LAN4L+LAV70L+LA16L+LAN1P+2xNL41

Extra charge						
Monitor shelf x1						
X						
X						
X						
X						



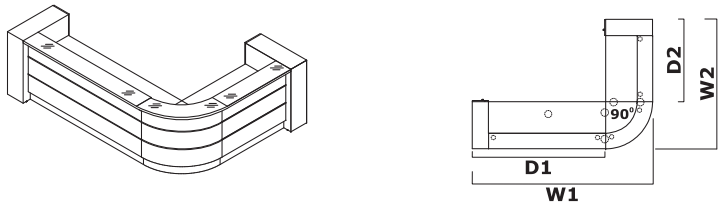
Symbol		Dimensions					kg m3 pcs	Composition elements
		W1	W2	D1	D2	H		
LAV146L		2525	2525	1608	1608	1105	263.7 kg 1.684 m3 18 pcs	LAD10+LAL10+LA13L+LAV70L+LA13L+LAP10+LAD10+2xNL41
LAV147L		2525	2825	1608	1908	1105	277.1 kg 1.731 m3 18 pcs	LAD10+LAL10+LA16L+LAV70L+LA13L+LAP10+LAD10+2xNL41
LAV148L		2525	3525	1608	2608	1105	303.6 kg 1.855 m3 19 pcs	LAD10+LAL10+LA23L+LAV70L+LA13L+LAP10+LAD10+2xNL41
LAV149L		2825	2525	1908	1608	1105	277.1 kg 1.731 m3 18 pcs	LAD10+LAL10+LA13L+LAV70L+LA16L+LAP10+LAD10+2xNL41
LAV150L		2825	2825	1908	1908	1105	290.5 kg 1.778 m3 18 pcs	LAD10+LAL10+LA16L+LAV70L+LA16L+LAP10+LAD10+2xNL41
LAV151L		2825	3525	1908	2608	1105	317 kg 1.902 m3 19 pcs	LAD10+LAL10+LA23L+LAV70L+LA16L+LAP10+LAD10+2xNL41

Extra charge					
Monitor shelf x1	Monitor shelf x 2				
X	X				
X	X				
X	X				
X	X				
X	X				
X	X				



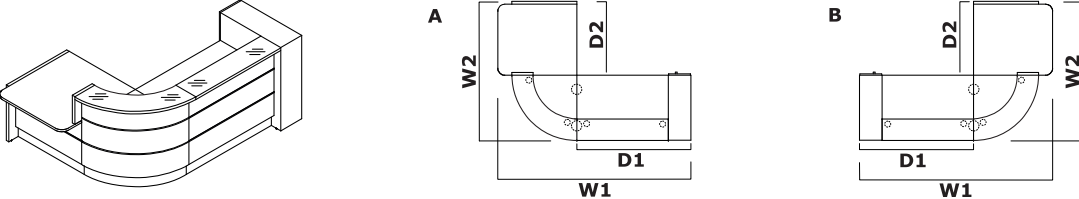
Symbol			Dimensions					kg m3 pcs	Composition elements
			W1	W2	D1	D2	H		
LAV144L	LAV145L		3442	1955	2318	1038	1105	224.3 kg 1.104 m3 18 pcs	A - LAN2L+LA23L+LAV70L+LAN3P+LAU11L+LAN5P+2xNL41 B - LAN6L+LAU11L+LAN4L+LAV70L +LA23L+LAN1P+2xNL41
LAV1441L	LAV1451L		3442	1755	2318	838	1105	220.3 kg 1.081 m3 18 pcs	A - LAN2L+LA23L+LAV70L+LAN3P+LAU18L+LAN5P+2xNL41 B - LAN6L+LAU18L+LAN4L+LAV70L+LA23L+LAN1P+2xNL41

Extra charge					
Monitor shelf x1					
X					
X					



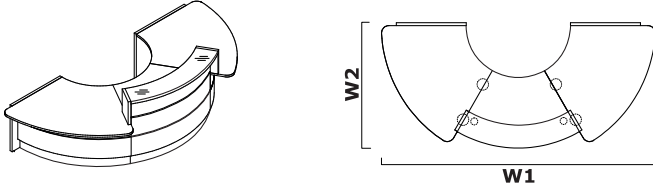
Symbol	Dimensions					kg m3 pcs	Composition elements
	W1	W2	D1	D2	H		
LAV152L	3525	2525	2608	1608	1105	303.6 kg 1.855 m3 19 pcs	LAD10+LAL10+LA13L+LAV70L+LA23L+LAP10+LAD10+2xNL41
LAV153L	3525	2825	2608	1908	1105	317 kg 1.902 m3 19 pcs	LAD10+LAL10+LA16L+LAV70L+LA23L+LAP10+LAD10+2xNL41
LAV154L	3525	3525	2608	2608	1105	343.5 kg 2.027 m3 20 pcs	LAD10+LAL10+LA23L+LAV70L+LA23L+LAP10+LAD10+2xNL41

Extra charge					
Monitor shelf x1	Monitor shelf x 2				
X	X				
X	X				
X	X				



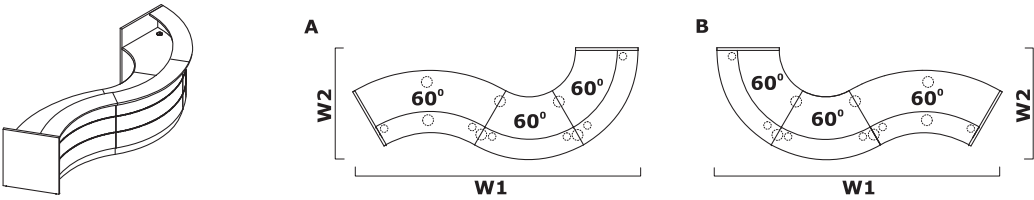
Symbol		Dimensions					kg m3 pcs	Composition elements
A	B	W1	W2	D1	D2	H		
LAV155L	LAV156L	2722	1955	1608	1038	1105	209.9 kg 1.251 m3 17 pcs	A - LAD10+LAL10+LA13L+LAV70L+LAN3P+LAU11L+LAN5P+2xNL41 B - LAN6L+LAU11L+LAN4L+LAV70L +LA13L+LAP10+LAD10+2xNL41
LAV157L	LAV158L	3022	1955	1908	1038	1105	223.3 kg 1.299 m3 17 pcs	A - LAD10+LAL10+LA16L+LAV70L+LAN3P+LAU11L+LAN5P+2xNL41 B - LAN6L+LAU11L+LAN4L+LAV70L +LA16L+LAP10+LAD10+2xNL41
LAV159L	LAV160L	3722	1955	2608	1038	1105	249.8 kg 1.423 m3 18 pcs	A - LAD10+LAL10+LA23L+LAV70L+LAN3P+LAU11L+LAN5P+2xNL41 B - LAN6L+LAU11L+LAN4L+LAV70L +LA23L+LAP10+LAD10+2xNL41
LAV1551L	LAV1561L	2722	1755	1608	838	1105	205.9 kg 1.228 m3 17 pcs	A - LAD10+LAL10+LA13L+LAV70L+LAN3P+LAU18L+LAN5P+2xNL41 B - LAN6L+LAU18L+LAN4L+LAV70L+LA13L+LAP10+LAD10+2xNL41
LAV1571L	LAV1581L	3022	1755	1908	838	1105	219.3 kg 1.275 m3 17 pcs	A - LAD10+LAL10+LA16L+LAV70L+LAN3P+LAU18L+LAN5P+2xNL41 B - LAN6L+LAU18L+LAN4L+LAV70L+LA16L+LAP10+LAD10+2xNL41
LAV1591L	LAV1601L	3722	1755	2608	838	1105	245.8 kg 1.4 m3 18 pcs	A - LAD10+LAL10+LA23L+LAV70L+LAN3P+LAU18L+LAN5P+2xNL41 B - LAN6L+LAU18L+LAN4L+LAV70L+LA23L+LAP10+LAD10+2xNL41

Extra charge					
Monitor shelf x1					
X					
X					
X					
X					
X					



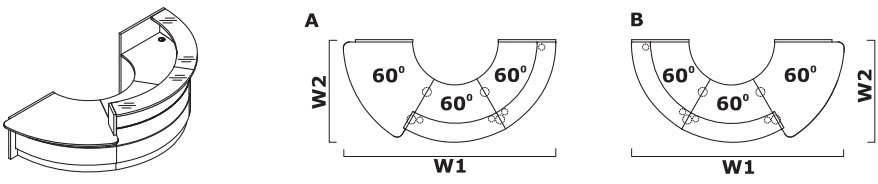
Symbol		Dimensions					kg m3 pcs	Composition elements
		W1	W2	D1	D2	H		
LAV05L		3589	1629	2608	838	1105	224.1 kg 1.781 m3 17 pcs	LAN6L+2xLAV66L+LAN4L+LAV64L+LAN3P+LAN5P+2xNL41

Extra charge						
Monitor shelf x1						
X						



Symbol		Dimensions					kg m3 pcs	Composition elements
A	B	W1	W2	D1	D2	H		
LAV06L	LAV07L	4199	1629	2608	838	1105	269.5 kg 2.345 m3 20 pcs	A - LAN2L+2xLAV64L+LAV62L+LAN1P+2xNL41 B - LAN2L+LAV62L+2xLAV64L+LAN1P+2xNL41

Extra charge						
Monitor shelf x1	Monitor shelf x 2	Monitor shelf x 3				
X	X	X				



Symbol		Dimensions					kg m3 pcs	Composition elements
A	B	W1	W2	D1	D2	H		
LAV08L	LAV09L	3367	1629	2608	838	1105	235.3 kg 2.009 m3 16 pcs	A - LAN2L+2xLAV64L+LAN3P+LAV66L+LAN5P+2xNL41 B - LAN6L+LAV66L+LAN4L+2xLAV64L+LAN1P+2xNL41

Extra charge						
Monitor shelf x1	Monitor shelf x 2					
X	X					

Symbol		Dimensions					kg m3 pcs	Composition elements
A	B	W1	W2	D1	D2	H		
LAV161L	LAV162L	2320	1114	2608	838	1105	138.8 kg 0.95 m3 11 pcs	A - LAN2L+LAV63L+LAN3P+LAV65L +LAN5P+NL41 B - LAN6L+LAV65L+LAN4L+LAV63L +LAN1P+NL41

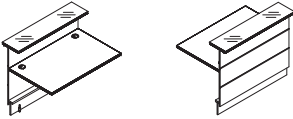
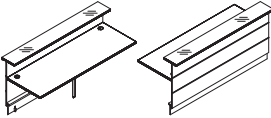
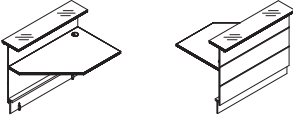

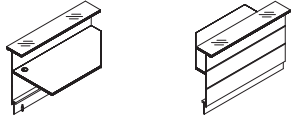
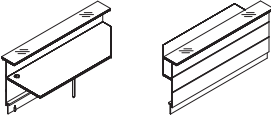
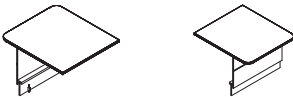
Extra charge						

Symbol		Dimensions					kg m3 pcs	Composition elements
A	B	W1	W2	D1	D2	H		
LAV163L	LAV164L	4080	3540	2608	838	1105	325.3 kg 2.675 m3 27 pcs	A - LAN6L+LAU11L+LAN4L+3xLAV63L+LAV62L+LAN1P+4xNL41 B - LAN2L+LAV62L+3xLAV63L+LAN3P+LAU11L+LAN5P+4xNL41
LAV1631L	LAV1641L	4080	3540	2608	838	1105	321.3 kg 2.651 m3 27 pcs	A - LAN6L+LAU18L+LAN4L +3xLAV63L+LAV62L+LAN1P+4xNL41 B - LAN2L+LAV62L+3xLAV63L+LAN3P+LAU18L+LAN5P+4xNL41

Extra charge						
Monitor shelf x1						
X						
X						

Symbol		Dimensions					kg m3 pcs	Composition elements
		W1	W2	D1	D2	H		
LAV165L		2677	3946	2608	838	1105	297.1 kg 2.069 m3 25 pcs	LAN2L+LAV62L+LAN3P+LAV65L +LAN4L+LAV63L+LA09L+LAN1P +3xNL41

Extra charge						
Monitor shelf x1						
X						

Straight elements						
	Symbol	Dimensions			kg m3 pcs	Comments
		Width	Depth	Height		
	LA09L	844	917	1105	36 kg 0.149 m3 4 pcs	
	LA13L	1290	917	1105	53.6 kg 0.223 m3 4 pcs	
	LA16L	1590	917	1105	67 kg 0.27 m3 4 pcs	
	LA23L	2290	917	1105	93.5 kg 0.395 m3 5 pcs	worktop with support leg NE41, M015 - white semi - matte
	LAP13L	1290	917	1105	52.6 kg 0.223 m3 4 pcs	
	LAP16L	1590	917	1105	66.5 kg 0.27 m3 4 pcs	
	LAP23L	2290	917	1105	93 kg 0.395 m3 5 pcs	worktop with support leg NE41, M015 - white semi - matte
	LAL13L	1290	917	1105	52.6 kg 0.223 m3 4 pcs	
	LAL16L	1590	917	1105	66.5 kg 0.27 m3 4 pcs	
	LAL23L	2290	917	1105	93 kg 0.395 m3 5 pcs	worktop with support leg NE41, M015 - white semi - matte
	LAU11L	1000	1114	740	32.5 kg 0.123 m3 3 pcs	
	LAU18L	800	1114	740	28.5 kg 0.1 m3 3 pcs	

Extra charge						
Monitor shelf x1	Monitor shelf x 2					
X						
X						
X						
X						
X						
X						
	X					

