



Kimball®

KORE™ BENCHING

Designed by Daniel Korb



BAUHAUS THINKING FOR 21ST CENTURY ENVIRONMENTS

The basis of KORE came from a simple question: How could Bauhaus principles suit environments today? The answer, of course, goes back to the Bauhaus approach.

Embracing a range of artistic and technical disciplines, Bauhaus attempted to make good design affordable for all. In doing so, industrial material like steel tubes and profiles became materials of choice. Design took on timeless shapes like circles and squares. Human needs were essential and simplicity was celebrated over complexity.

With Bauhaus as inspiration, KORE was designed by Swiss architect Daniel Korb as a table he envisioned for working and living—an approach that ended up as a mere starting point. During the design process, KORE evolved into a full program, complete with elements for privacy, media integration, and solutions for learning and training.

Daniel's work has been celebrated for being simple, intuitive, and made for human needs. In the context of design for interior environments, he focuses on creating the ideal solution for the end user—products that function as beautifully as they look.



SIMPLE ATTRACTION

KORE benching brings balance to the workplace—no matter how workers are situated. It eliminates barriers and helps people stay better connected to their work and each other. With clean, functional lines, and a vast mix of material options, KORE creates relevant environments giving the space a functional and universal appeal.

Also shown
Task Chair: **Wish**



SYSTEMATIC SYMMETRY

Good value. Great functionality. Reduced to the max. KORE was designed with these goals in mind—and it exceeds in a multitude of scenarios. From classrooms, to offices, to conference rooms, and beyond, KORE is form and function, working beautifully as one.

Also shown
Side Seating: **Lusso**



SITUATE ACCORDINGLY

In the workplace, people need flexibility. KORE offers a single source for many destinations. Though simple in form, KORE is substantial in function, providing configurability that supports human needs.

Also shown
Task Chair: **Wish** / Sofa: **Pairings**



MEANINGFUL CONNECTIONS


Meetings can happen at a moment's notice. When they do, it's nice to know you have a variety of ways to meet the occasion. From high tables to low tables, private workspaces to collaborative gathering points, KORE offers all you need to be inspired and productive.



Tufted Back
Tufted material adds decorative character while maintaining comfort.



Interior Paint
Mix of material options offers the ability to craft KORE to the space it will occupy.




Metal Painted Shelves
Metal shelves provide durable display space and are available in a multitude of paint colors.



UNCOMPLICATED TRAINING ROOMS

With carts, tables, boards, and more, KORE was made to satisfy the demands of learning environments. Space evolves, users change. KORE is flexible, adapting to those requirements. Each component was designed with user needs in mind—in this case, people engaged in active learning.



Magnetic Marker / Eraser Holder
Keep areas free of clutter with a dedicated space to store whiteboard accessories in an organized manner.



Caster
Locking casters enable the ability to arrange and re-arrange space to support the need at hand.



Resin Sliding Door
Resin doors keep stored items out of sight in an aesthetically pleasing manner.

STATEMENT OF LINE

Reference the price list for the complete offering.

LEG OPTIONS



D Leg
Available in Wood or Metal.



Angled D Leg
Available in Wood or Metal.



Square Leg (shown) & Round Leg
Available in Metal.

STORAGE



End Cabinet
Available with Metal or Glass Shelves.



Above-Surface Cabinet
Shown Open.



Above-Surface Cabinet
Shown with Sliding Doors.




Under-Surface Cabinet
Shown Open.



Under-Surface Cabinet
Shown with Sliding Doors.

FRAMED SCREENS




Fabric Screens with Frame

SIDE-TO-SIDE SURFACE DIVIDERS



Side-to-Side Surface Dividers in Fabric



Side-to-Side Surface Dividers in Laminate
Also available as Markerboard.

UNDERSURFACE SHELVES & POWER MODULES



Small Shelf with Power Module
Shown with Felt Liner.



Large Shelf with Power Module

STATEMENT OF LINE

Reference the price list for the complete offering.

TABLE APPLICATIONS



Coffee Table



Work Desk
Shown with Modesty Panel and Mobile options.



Mobile Standing-Height Table


MULTI-PURPOSE TABLES



Standing-Height Multi-Purpose Table
Shown with power option.



Standing-Height Ganged Multi-Purpose Table
Shown with power option.



Occasional-Height Multi-Purpose Table
Also available with Mobile option.

MOBILE CARTS



Open Utility Cart
Shown with Modesty Panel and Markerboard option.



Seat Cart
Shown with Tufted option.

MOBILE CARTS



Adjustable Height Work Cart
Shown with optional Storage Cabinet.



Seat Cart with Open Storage
Shown with Sliding Door and Back Cushion options.



Media Cart
Shown with Sliding Door option.



Screen Cart with Storage
Shown with Fabric.



Magnetic Markerboard Cart
Shown with Magnetic Marker/Eraser Holder option.



Wardrobe Cart



Tri-Pod Screen Cart
Shown with Fabric and Side Insert Markerboard options.



Tri-Pod Screen Cart
Shown with Tufted option.



Tri-Pod Screen Cart
Shown with Translucent White Fabric.

THOUGHT STARTERS

Display Destination

Made for what workers need— a shared space for work and comfortable retreats for moments alone.



Productive Lounge

KORE blends well with lounge seating for a setting that's casual, comfortable, and cohesive.




Casual Point

A blend of KORE tables, carts and storage unite to create a balanced setting that directly supports the flexible office landscape.



Progress Point

Give teams what they need for a project—a place to come together, work alone, and share progress as they go.



Conference Camp

The conference room doesn't need all the extras. Get the essentials and create relevant environments that help people perform.



Simple Session

KORE's clean lines don't distract, meaning those in the learning setting can focus on the lesson or discussion at hand.



OPTIONS & DETAILS

Reference the price list for the complete offering of material options. Slight variations within commercial tolerance may occur in color and texture between this printed piece and the finished product. Material samples can be ordered at kimball.com.

WOODGRAIN: VENEER, TFL, HPL & EDGE BAND *Additional options available*



Plywood
Available in Veneer only.

Monterey

Tuscan

Midtown Walnut

Driftwood

Canyon

SOLID: TFL, HPL & EDGE BAND *Additional options available*



Designer White

Wallaby

Cloud

Storm

Graphite

Cinder

SOLID: PAINT & FELT *Additional options available*



Tango Red

Apricot Orange


Golden Rod

Spinach Green

Cloud Blue

Dark Blue

SOLID: METALLIC PAINT



Platinum Metallic

Satin Bronze Metallic

Patina Metallic

Taupe Metallic

Carbon Metallic

RIMS & EDGES



Plywood Edge

Radius Edge
Applies to solid surface only.

Arris Edge
Applies to back-painted glass only.

Softened Wood Rim

Softened Vinyl Rim

Ply Rim

KORE TABLES & CARTS

To compliment KORE Benching, we also offer a complete KORE Tables and Cart line. For more information, please request a KORE Tables or KORE Cart brochure through your Kimball representative or view the entire offering on-line at: kimball.com/furniture/kore.





KORE™ BENCHING



Please make an appointment to visit us at:
3401 Madison Street Skokie, IL 60076
www.appliedergonomics.com

Call us: (847) 679-5148
Toll-free: (844) 859-9247
Fax: (847) 933-0018

Kimball®

Email the President directly
jmeltzer@appliedergonomics.com